

Christmas Special Edition



TIS THE SEASON!

INSIGNIA CONCEPT
ISSUE 12/23

CONTENTS

1 EDITOR'S NOTE

2 PROJECT COVERAGE

* *Desa East Residence*
Design & Build: Sales Gallery & Show Unit

* *South Hills*
Design & Build: Sales Gallery

3 TEAM

Welcome luncheon At MyViets!

4 INS DECO

The Bespoke Winter Tales by Boca Do Lobo

5 FESTIVE

Give Your Office A Christmas Vibe!

6 DIY

*Crafting Holiday Magic:
Easy Napkin Folding Ideas That
Elevate Your Festive Dining Experience!*

7 EDIBLES

Sweet & Savoury: The Patisserie Paradise

8 IDEAS

Tis' The Season To Be Gifting!

9 ARCHITECTURE

*Barcelona's Unfinished Masterpiece:
La Sagrada Familia Marks A
Major Milestone To Its Completion*



EDITOR'S NOTE

Ho Ho Ho! 'Tis' the Season To Be Jolly!



Dear Insignians,

'Tis the season to be jolly! Welcome to our special Christmas edition of the newsletter, where the spirit of the season comes alive with every turn of the page. We invite you to join us on a magical journey through the wonders of this festive time!!

We couldn't be more thrilled to present to you our special Christmas edition of the newsletter, with a delightful collection of festive articles & enchanting Christmas contents that would bring a smile to your face. From interior design trends and generosity to tips on creating the perfect holiday ambiance, we've got it all covered!

First of all, we are excited to showcase the coverage of our newly designed & built sales gallery and show units for Radium Development Berhad, with 3 different remarkable and unique design features.

As we wrap up this extraordinary year, let us come together as a community and embrace the spirit of love, hope, and togetherness. Take a moment to meet our new teammates over a delicious Vietnamese lunch.

Explore the wonders of Christmas-luxurious furniture that would perfectly fit in this season, the creative DIY napkin folding ideas to add that extra touch of sparkle to your festive dining, also to indulge yourself in the exquisite confections with our curated guide of recommended online patisserie shops.

From all of us here at the newsletter, we wish you a magical and memorable Christmas filled with love, laughter, and cherished moments. May your hearts be filled with the true essence of this beautiful season.

Warmest Regards,
Insignia Concept



DESA



Project Coverage

Project Title: *Desa East Residence, Sales Gallery & Show Unit*
Client: *Radium Development*
Project Involvement: *Design & Build*
Location: *Kuala Lumpur*
Interior Designer: *YT & EN*
Implementation: *DT & YT*

EAST

Art of Teracotta

This sales gallery of Deso East Residence stands as a testament to the quality standards of design, where the rich hues and rustic charm of terracotta take center stage, each converging to create a truly exceptional refined space that evoke a sense of awe.


Each room within the sales gallery has been meticulously designed and arranged to demonstrate the full potential of this space, seamlessly harmonizing with the surrounding environment, enhancing the natural flow of light and space.



Discussion Area




Model Base Display





MATERIAL BOARD



Clever use of colour:
INS style interiors are bathed in muted neutrals, along with black and white.

*Show Unit Type A (850 SQFT)
INS Style Design Concept*



Dining & Kitchen



INSIDIA CO.

Unveiling The Insta-Worthy Space

INS design concept is all about embracing individuality and self-expression. It takes inspiration from the ever-evolving digital world, where trends are born and shared instantly.

Each room is a unique masterpiece, carefully curated to ignite your imagination and invite you to think outside the box. INS design concept dares to break the mold, encouraging you to embrace your personal style and explore uncharted design territories.

Marvel at the vibrant colors and bold patterns that adorn the walls, bringing life to every corner. Experience the dynamic interplay of textures, from furniture to tones, creating a tactile feast for your senses. This design concept is all about pushing boundaries, combining unexpected elements to create visual harmony that is both striking and inviting.



Study Room

The

show house boasts an array of intelligently designed spaces that effortlessly merge functionality with artistic flair. From the open-concept living area that encourages socializing and connection, to the cozy nooks that invite you to curl up with a good book, each space is thoughtfully crafted to cater to your unique needs and desires.



Bedroom

INS

INSIDIA.COM



Master Bedroom




Living



Furniture: slim-line furniture and the slight minimalism approach

MATERIAL BOARD



444140

FFFFFF

B1B101

CDC3BA

Muted and soft cream hues
 The schemes are low contrast but can feature accent shades, like black, silver, or gold to emphasize design elements and finishes. The result is luxurious yet refined.



Show Unit Type F (2300 SQFT)
Neo-Classical Design Concept

The Timeless Artwork


Inspired by the grandeur of ancient Greece and Rome, it celebrates the beauty of symmetry, proportion, and harmony. This show unit greets the guests with opulent design, including ornate upholstery, exquisite wall treatment, and graceful hues that create a sense of grandeur.

The living area, with sumptuous furnishings beckon you to relax and unwind. Classic silhouettes are adorned with rich upholstery and luxurious fabrics, creating an atmosphere that exudes indulgence and comfort. A symphony of soft colors and intricate patterns adorns the walls and draperies, evoking a sense of timelessness and sophistication.



Moving into the dining room be captivated by the grandeur of a stunning bespoke chandelier suspended above an elegant table. The room exudes an air of formality, with beautifully carved velvet upholstered chairs. Delicate the candlelit and glassware grace the table, ready for elegant soirées and memorable gatherings.





Study Room

The Study Room features three large, arched alcoves with gold-toned shelving. The walls are covered in a light-colored, patterned wallpaper. A white table holds books and a vase of dried flowers. A white chair is visible in the background.



Explore

The Master Bedroom is a large, bright space with a white bed, a patterned blanket, and a large window. A white chair is visible in the background. The room is decorated with a mix of classic and modern elements.

the bedrooms, where tranquility and grace prevail. Luxurious plush beds take center stage, dressed in fine linens and adorned with delicate drapery. Every corner is carefully curated, with classic furniture and soft lighting that create an ambiance of serenity and indulgence.

In this neoclassical show house, the past is seamlessly intertwined with the present, creating a space that exudes grace, sophistication, and a timeless beauty. Whether you appreciate the classics or seek a space that exudes elegance, our neoclassical interior design concept is sure to inspire and captivate you.

Master Bedroom

SOUTH HILLS SALES GALLERY

Signature of Dramatic

SCUTLAND
PEOPLE FIRST

Project Coverage

<i>Project Title:</i>	<i>South Hills, Sales Gallery</i>
<i>Client:</i>	<i>South Hills at Bandar Seri Alam</i>
<i>Project Involvement:</i>	<i>Design & Build</i>
<i>Location:</i>	<i>Masai, Johor</i>
<i>Design Concept:</i>	<i>Exquisite Modern</i>



SOUTHLAND
PEOPLE FIRST

Sales & Marketing Area

In the world of real estate, first impressions matter. A well-designed sales gallery can make all the difference in attracting potential buyers and showcasing the essence of a property. Here, we will explore the concept of a modern exquisite sales gallery, with a palette of neutral tones and sophisticated bespoke elements, this combination definitely reflects the essence of timeless elegance to a level of true artistry.

The entrance of a sales gallery sets the tone for the entire experience. A well-designed lobby area welcomes visitors with a sense of grandeur and sophistication, which is adorned with tasteful design and bespoke ambient lighting.



Discussion Area

This area should be comfortable, inviting, and conducive to open dialogue. Comfortable and acoustics considerations can ensure a pleasant and productive discussion environment.



Bar Corner



Within this meticulously designed conference enclave, the marriage of pristine white hues and rich, wooden paneling converges to cultivate an environment of refined professionalism.

Meeting Room



Wash Room



A symphony of sophistication and productivity, this space is crafted to inspire collaboration and elevate the contemporary work experience.

Project Office

Team

Welcome luncheon At MyViets!

Big news! We just recently threw an epic luncheon session to celebrate not just one, but two exciting events!

First up, we gave a warm welcome to our newest team member, Alia & Ser Pin, who are joining us as our fantastic project team members. Second...we were finally able to welcome back our beloved colleagues after a long period of working from home due to the office renovation. Talk about a double celebration!

To make this luncheon session extra special, we decided to shake things up a bit by hosting it at a Vietnamese restaurant. Yep, you heard it right! We knew we needed a place that would captivate our taste buds.

But, this luncheon session wasn't just about the delicious food. Welcoming Alia and Ser Pin into our work family was an absolute joy. It's always exciting to expand our team, and their energy and enthusiasm are contagious. We know they'll be a valuable addition to our team and bring fresh perspectives to the table.

And let's not forget the warm embrace we gave to our returning colleagues. After a long and unexpected hiatus, we were finally reunited in person, ready to take on new challenges together!

The happiness and camaraderie in the space were truly palpable, reminding us why we love our work family so much. It was a chance for us to come together, reconnect, and celebrate being back in the office as a team.



INS Deco

The Luxurious Winter Tales by Boca Do Lobo

Winter, with its pristine white landscapes and sparkling icicles, inspires a harmonious blend of timeless aesthetics and contemporary elements. In this captivating realm of design, this article showcases the art of transforming interiors into intimate sanctuaries that reflect the serenity and charm of the season.

Let us embark on a journey through the captivating world of winter interior design, where it will feature the most luxurious upholstery in this winter season, and uncover the incomparable winter tales that will turn your space into a haven of comfort and style.



FRONT VIEW



TOP VIEW



BLOW-UP DETAIL

Stonehenge Carrara Side Table

Length: 41.5 cm

Height: 46 cm

Width: 46 cm

Finding inspiration in the prehistoric monument Stonehenge, positioned asymmetrically and composed by a striking variety of finishes and materials – brass and marble. This coffee table promises to elevate your living space to the next level. The metallic hues make an elegant contrast while beautifully combine and pay tribute to the Neolithic and Bronze Age.



FRONT VIEW



DETAIL 1



DETAIL 2

Lapiaz Table Lamp

Length: 43 cm

Height: 91 cm

Width: 400 cm

The elegant Lapiaz table lamp takes exceptional craftsmanship and design to a new realm. Finding beauty in the most unexpected places, this contemporary design piece is inspired by authentic karst formations created by surface dissolution, freezing of dolomite rocks. This table lamp features a cylindrical stainless steel base with an organic feature achieved through the manual fitting of golden brass. A highly desirable classical lighting piece perfect for modern luxury bedrooms.



Emporium Chair

Length: 43 cm

Height: 90 cm

Width: 45 cm

The Emporium chair has a classic form, with distinctive design elements and a unique Boca do Lobo touch. Drawing inspiration from the surrealist movement, cast in a unique shape with intricate details, this luxury chair radiates a sense of fun yet maintaining its sophisticated character.

Pietra Bar Table

Length: 43 cm

Height: 91 cm

Width: 400 cm

Playing with function and sculptural form, Pietra Bar Table shares a timeless experience through its classical aura and finest Carrara white marble. Reminding the renaissance era, its round top gently lies in one robust marble column, conceived from a solid block hand-sculpted and turned to create different details for additional texture. A noble material carved in Boca do Lobo workshops, conceiving a statement white table ideal for a grand entryway, elegant dining rooms, or other open settings. Ideal as a four-seater table, the contemporary feel of Pietra is effortlessly stylish and it is suitable for indoor or outdoor use.



Filigree Mirror

Height: 99cm

Diameter: 10cm

Width: 152 cm

The Filigree Mirror resorts to one of the oldest jewellery making techniques known. Completely handcrafted, with each brass cord fitted with precision, the Filigree Mirror flourishes in a shape traditional to Portuguese culture and art. A true work of art, this luxurious mirror plays tribute to Boca do Lobo's core values heritage and craftsmanship. The Filigree mirror's structure is made from brass cords, gilded in 18k gold. It features a brass sheet that is hand-hammered to achieve its concave shape. A jewelry technique used to solder tiny beads and twisted threads. Filigree is the most delicate technique used to work precious metals, usually of gold and silver. It is an age-old and detailed jewelry expression in which skilled artisans painstakingly solder tiny beads and twisted threads to create striking artistic motifs, suggesting often exquisite and intricate lace-like patterns.



D'Dinis Mirror

Length: 43 cm

Height: 160 cm

Width: 130 cm

An ode to one of Portugal's most important kings, D. Dinis was also a poet and a lover of education, having founded the oldest university in Portugal. D. Dinis Mirror comes from the mindset of seeking the knowledge to recreate a time-honored design through contemporary eyes. Meticulously handcrafted from the most skilled artisans, this accent wall mirror reinvents the concepts of classic furniture designs.

The D.Dinis luxury big mirror embodies the classic Parisian style in its golden detailed frame while capturing glimpses of irreverent and modern features on the surface. A distorting clear mirror bursts for unexpected juxtaposition.

An imposing antique gold mirror that challenges the history and cherishes it at the same time, born to be a must-have in any luxury room.

FESTIVE

Give Your Office A Christmas Vibe!



Christmas is now just a week away and what better way to embrace the holiday spirit than by transforming your office into a winter wonderland?

Imagine walking into your office and being greeted by twinkling lights, christmas songs and delightful scent that put you in the Christmas mood. The atmosphere is filled with holiday cheer, but you can't help but feel a sense of warmth and excitement. This is the magic of creating festive office Christmas vibes!

The holiday brings with it a unique opportunity to infuse your workspace with joy and merriment. With a few simple tips, you can transform your office into one of the perfect spots for spreading joy among your colleagues! So, let's dive into some tips to give your office those warm and cozy Christmas vibes!





1. DECK THE HILLS

Start by adorning your workspace with traditional Christmas decorations. String up colorful lights, hang wreaths on doors, and set up a beautifully decorated Christmas tree in a common area. Encourage your colleagues to participate in the decorating process, fostering a sense of togetherness and shared holiday spirit. Hints & Tips: christmas tree, ornaments, wreaths and garlands, stockings, DIY Crafts, Outdoor Decor.

2. FESTIVE DRESS CODE

Why not add some fun to the office dynamic by introducing festive dress codes, like 'Ugly Sweater Fridays' or 'Red and Green Wednesdays'? Encourage your team to embrace the holiday spirit by wearing Santa hats, reindeer antlers, or even dressing up as their favorite Christmas characters. It's a fantastic way to bring laughter, joy, and a touch of whimsy into the workplace.

Hints & Tips: Traditional Christmas colors like red, green, gold, or silver into your outfit.



3. SECRET SANTA SURPRISE

Organize a Secret Santa gift exchange to promote camaraderie and create anticipation in the office. Set a budget and have participants draw names at random. Encourage thoughtful, personalized gifts that will make your colleagues feel valued and appreciated. The element of surprise is sure to bring smiles and excitement to the workplace.

Hints & Tips: Set a budget, draw names, get to know your recipients, keep it anonymous, make a wish list, personalize the wrapping, plan a reveal, enjoy the process.

4. HOLIDAY TREAT GALORE

Nothing says Christmas like delicious treats! Arrange a potluck where everyone brings their favorite holiday-themed snacks or sweets to share. Encourage baking enthusiasts to whip up batches of cookies, and set up a hot chocolate or cider station to keep everyone warm and cozy. The scent of freshly baked goodies and the joy of indulging in holiday treats will surely enhance the festive atmosphere.

Hints & Tips: Prepare some delightful dishes with generous portions, decadent and special that are inextricably linked to Christmastime.



5. GAMES & ACTIVITIES

Inject some fun into the workday by organizing festive games or activities. Plan a holiday-themed trivia contest, a gingerbread house decorating competition, or a Christmas-themed scavenger hunt around the office. These activities not only provide a break from routine but also foster team bonding and create lasting memories.

Hints & Tips: Candy Cane Hunt, Jingle Bell Dice Game, Pass The Bows

DIY

Crafting Holiday Magic: Easy Napkin Folding Ideas That Elevate Your Festive Dining Experience!

'Tis the season to gather around the table, indulge in delectable delights, and create cherished memories with loved ones. As Christmas approaches, it's time to infuse your dining experience with the extra touch of flair!

Together with us, let's delve into the world of DIY table decoration that will transform your Christmas celebrations into a feast for the eyes and the palate. We explore a range of captivating napkin patterns and steps that will inspire you to create a table that reflects your unique personal style.

Explore the art of mixing and matching decorations, incorporating seasonal accents, and selecting the perfect idea to set the stage for this Christmas season.



A Simple Leaf Motif

Everybody wants to meet under the mistletoe. Grant guests' wishes by showing them to their seats, in only two steps!

- 01** Cut leaves out of crepe paper, and attach them to floral-wire "stems" with green floral tape.
- 02** Cluster the stems and wrap with the tape to make a branch; then hot-glue on "berries" (in the form of foil-wrapped chocolates).
- 03** Now friends can hold them high and say to their neighbors, "Gimme some sugar!"



Furoshiki Wrap

Furoshiki is a traditional Japanese wrapping cloth that can be used to wrap various objects, including gifts. This could be adopted as a technique for wrapping your napkin too!

- 01** To create this unique wrapping style, you will need a square piece of fabric with a Christmas-themed design or color scheme.
- 02** Lay the fabric flat on the table, ensuring that it is centered and positioned to accommodate the size of the gift you wish to wrap.
- 03** Place the something in the center of the fabric and gather the corners of the fabric together, creating a pouch-like shape around the gift.
- 04** Tie the corners together securely using a knot or a decorative ribbon, ensuring that the gift is snugly wrapped.
- 05** To enhance the Christmas theme, you can add additional embellishments such as small ornaments, sprigs of holly, or festive tags to the wrapped gift. These extra touches will add a personalized and festive flair to your Furoshiki wrap!



Christmas Tree Napkin

Impress your dinner guests with this spruced-up place setting, complete with an origami-inspired napkin.

- 01** To fold a Christmas Tree Napkin, start from the bottom corner of the napkin up to meet the top corner, creating a triangle shape.
- 02** Next, fold the left and right corners of the triangle towards the center, overlapping them slightly. This will create a smaller triangle shape with a pointed top.
- 03** Starting from the bottom of the triangle, begin folding the napkin accordion-style, making small, even folds all the way up to the top.
- 04** Once the entire napkin is folded, gently fan out the layers to create a fuller and more tree-like appearance. Adjust the folds as needed to achieve the desired shape.



The Cookie Cutter

A simple yet sophisticated idea, these star-shaped cookie cutters make beautiful napkin holders. Added bonus: you can let your guests take the Christmas cutters home as a small gift.

- 01** You will just need to place the cookie cutter in the center of the napkin, aligning it with the bottom corner.
- 02** Take the bottom corner of the napkin and fold it up over the cookie cutter, covering it completely.
- 03** Next, take the left corner of the napkin and fold it diagonally towards the center, overlapping the bottom corner slightly.
- 04** Repeat this step with the right corner, folding it diagonally towards the center and overlapping the previous fold.



Candy Cane Bow

Candy cane bow napkins are a festive and charming addition to any holiday table setting. They add a touch of whimsy and are sure to impress your guests. These adorable napkins resemble candy canes and can be easily crafted using just a few simple steps. Get ready to bring some holiday cheer to your next gathering!

- 01** Start by choosing a napkin in contrasting colors, such as red and white, to achieve the candy cane effect.
- 02** All you need to do now is to fold the top and bottom edges horizontally so that they meet in the center of the napkin. You should now be looking at a rectangle.
- 03** Next, fold the right and left edges vertically so that they meet in the center. You should now be looking at a square. Grab the top corners, flip the napkin over toward you. Scrunch the center of the top and bottom edges in toward the center of the napkin.
- 04** In the last step, you may secure it with a ribbon, placing the knot behind the bow tie so it's not visible.



EDIBLES

Sweet & Savoury- The Patisserie Paradise



Here's a carefully curated selection of sweet and savory shops that will uplift your Christmas to new heights. From decadent desserts they offer, it will definitely tickle your taste buds to savory delights and satisfy your cravings. Prepare to be enchanted by the enchanting aromas, the delightful textures, and the mouthwatering flavors that will make this Christmas a truly unforgettable one!



1. CROISSERIE ARTISAN BAKERY (ig: @croisserie)
2. LITTLE BLACK PASTRY BOX (ig: @littleblackpastrybox)
3. LACHERPATISSERIE (ig: @lacherpatisserie)
4. VOILA (ig: @voila_my)
5. ENCHANTE (ig: @enchantepatisserie)
6. Xiao by crustz (ig: @xiaobycrustz)

Ideas

Tis' The Season To Be Gifting!

The holiday season is upon us, and with it comes the joy of giving. Finding the perfect gift for your loved ones can be a daunting task, but fear not! We have compiled a list of gift selection ideas to help you navigate through the sea of options and make this season truly special.

1. Cartier- (RM1,560.00)

An elegant Panthère de Cartier gift set for you or your loved ones to discover, composed of a 75 ml Eau de Parfum, 10 ml Purse Spray, a 25 ml Fragrance, a 200 ml Body Cream and a 40 ml Hand Cream.



2. The Floral Atelier- Wonderful Christmastime- Christmas 2023 (\$340)

Spoil yourself this festive season and bring a touch of Christmas cheer to your loved ones this holiday season with our stunning, Petite Christmas Tree. This exclusive Christmas tree is a testament to our ethos of Beauty. Luxury. Exceptional.



3. The Body Shop- Soothe & Smooth Almond Milk Gift Set (RM348.00)

Send love to dry, sensitive skin this Christmas with our Soothe & Smooth Almond Milk Big Gift set. Some of the products in this sumptuous set are enriched with hardworking ingredients like shea butter from Ghana and organic almond milk from Spain, both sourced through our Community Fair Trade programme.

The body scrub gently buffs away dead skin cells, and silky shower cream lathers lusciously when paired with our large ramie lily, made with durable fibers to help scrub up and soften skin.

While a single scoop of our intensely creamy Body Butter will nourish dry skin with 96 hours moisture, leaving it feeling smoother and softer. And to help protect pinkies and palms, a generous dollop of our hydrating hand balm.

Full of our body-loving best bits, it's the perfect Christmas treat to find under the tree.

- * Almond Milk Shower Cream 250ml
- * Almond Milk Body Butter 200ml
- * Almond Milk Body Scrub 250ml
- * Almond Milk Hand Balm 30ml
- * Large Ramie Lily



4. A Little Thing- Yuletide Wonders Collection- Christmas 2023 (RM189.00)

The Yuletide Wonders Collection was meticulously crafted to serve as a reminder of the enchanting world of the North Pole, where reindeer prance through snow-covered forests, elves worked their magic in Santa's workshop, and the spirit of Christmas was alive in every corner. It is a reminder that the magic of Christmas wasn't just about presents but about the joy, wonder, and enchantment that the North Pole brought to the world. Santa's mission to share the North Pole's enchantment had come true, making every holiday season a little more magical for everyone. Ho, ho, ho, indeed!

- * Merry Sips Of Joy- Sparkling Grape Edition By San Pellegrino x1
- * Jingle & Sip Tea Tower by Inamaria x1
- * Jingle & Sip Tea Towel by Inamaria x1
- * Jolly Bites Cookies x1
- * Santa's Magic Key Bottle Opener x1
- * R Immersive Experience Christmas Card x 1
- * Handwritten Christmas Greeting Card x1
- * Yuletide Wonders Keepsake Box x1



ARCHITECTURE

Barcelona's Unfinished Masterpiece: La Sagrada Familia Marks A Major Milestone To Its Completion

Start : 1882

Sagrada Familia, Antonio Gaudi's famous yet incomplete landmark, is moving forward toward completion. As of last week, five out of the six central towers have been fully constructed. Since this January, when the towers of Evangelists Luke and Mark were finished, two additional towers, dedicated to Evangelists Matthew and John, have been crowned with statues by sculptor Xavier Medina-Campen, marking their completion. The Junta Constructora del Temple Expiatori de la Sagrada Familia, the foundation overseeing the construction, announced a special Mass on November 12 to mark the inauguration, initiating the illumination of the four towers all throughout the Christmas season.

Gaudi's design for the church includes 18 spindle-shaped towers, each dedicated to a different biblical figure: the 12 apostles, the four evangelists, the Virgin Mary, and Jesus. With the Evangelists towers now completed, and the Virgin Mary tower inaugurated in December 2022, the last remaining tower, dedicated to Jesus, is planned to finish construction in 2026. Each of the four evangelists' towers is crowned with a sculpture representing an ox, an eagle, a human, and a lion, according to biblical iconology. The towers measure 135 meters in height, making them the third tallest towers of the church when it is finished.



(Source: ArchDaily)

The ambitious project Sagrada Família, incorporating elements of Modernism, Art Nouveau, and Gothic Revival, has been under construction for over 140 years, yet it attracts millions of visitors every year. The first completed part of the structure, the Nativity Façade, which also bears the most direct Gaudi influence, has gained UNESCO World Heritage status, along with six other buildings by Gaudi in Barcelona.

Construction of the Sagrada Família has been controversial and has faced prolonged delays. As part of Gaudi's drawings and designs for the church were lost following his death in 1926, some critics argued that the architects who took over struggled to adhere to Gaudi's vision, as pointed out by The New York Times. Nevertheless, the unfinished state of the building added to its enduring appeal, as Barcelona's Sagrada Família represents one of the most famous unfinished buildings worldwide.


In 2019, the famous monument was granted a building permit, 137 years after construction began. The site agreed to pay \$ 41 million to city authorities as a penalty, a tax planned to be used to improve public transportation in the surrounding area. Construction is planned to be completed by 2026, on the 100th anniversary of Gaudi's death. In the same year, Barcelona is scheduled to host the UIA congress as it will become the UNESCO World Capital of Architecture.

(Source: ArchDaily)





In the nave of the Sagrada Família, people sit on the specially designed pews to take in the beauty of the interior.





Looking straight up in the nave, all one sees is a brilliant interplay of shapes and light. The vaults of the Sagrada Família.



INSIGNIA CONCEPT

Interior Design
Architectural Design
Design & Build
Fit Out Specialist
Project Management

WEBSITE

www.insigniaconcept.com.my

FACEBOOK

Insignia Concept

INSTAGRAM

insignia_concept

LINKEDIN

Insignia Concept Sdn Bhd

ADDRESS

75 Jalan Anggerik Emas 1
Taman Anggerik Emas 1
81300 Johor Bahru
Malaysia

CONTACT

016 733 0710



INSIGNIA CONCEPT